



2015



Majestic

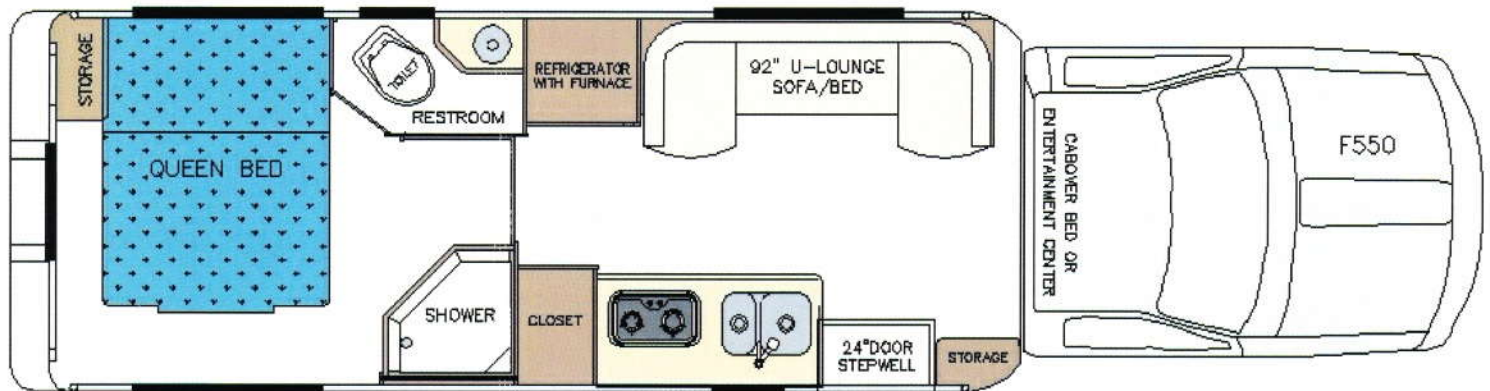
Here's a model that's bound to be a hit with everyone. It has it all...a made-up bed, a full-size front living room, with a Flexsteel sofa bed, extremely comfortable chairs and a pull-up table with laptop computer storage below. This model is not only elegant, but the additional storage spaces and extended kitchen area makes it a palace for two, or adequate for a family of six if desired. Available is a comforter, with velcro attached sheets, which eliminates bed making problems for ever.



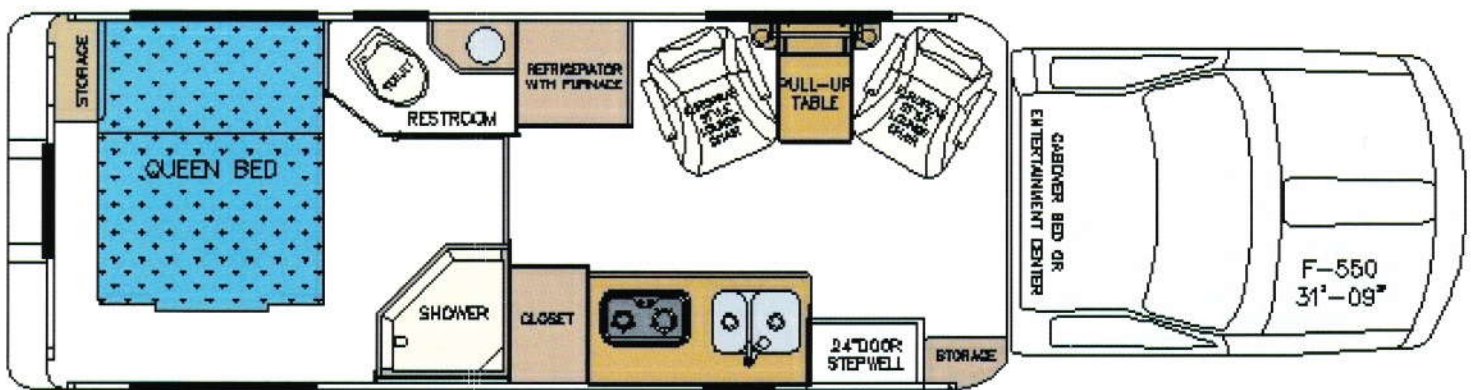
Born Free RV
1505 13th St. N.
Humboldt, Iowa 50548
www.bornfreerv.com
800-247-1835

2015 Born Free Majestic

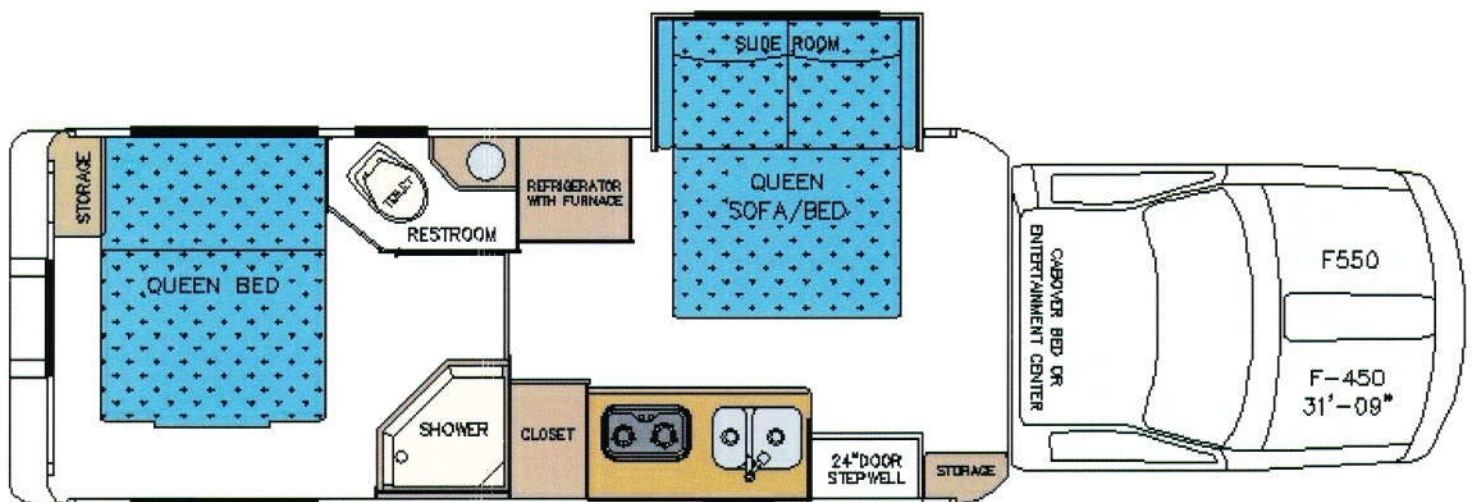
MAJESTIC



MAJESTIC



MAJESTIC/REAR ISLAND BED/SLIDE



2015 Born Free Majestic

F Series Chassis Features

- Keyless/Remote Entry
- Keyless Entry Pad
- Daytime Running Lights
- Heavy Duty Alternator
- Passenger Airbag Shutoff Switch
- Dash Electronic Message Center
- Rearview Mirror
- Power Windows and Door Locks
- 6 Way Power Driver Seat
- Adjustable Pedals
- Cruise Control
- Auxiliary Start
- Stainless Steel Tailpipe Extension
- 4-Wheel Power Disc Brakes with ABS
- Tow Packages with 12 Volt Plug
- 4 Upfitter Switches
- Integrated Trailer Brake Controller
- Front Stabilizer Bar
- Traction Control System
- Aluminum Wheels
- Borg Valve Stem Extenders



Interior Coach Features

- Raised Panel Hardwood Cabinetry w/ Real Wood Edge Banding
- Solid Surface Countertops
- Tile Backsplash
- Double Bowl Undermount Stainless Steel Kitchen Sink
- Undermount Stainless Steel Bathroom Sink
- Brushed Nickel Fixtures
- Exterior Vented Range Hood
- 7 Cubic Foot 120 V/LPG Refrigerator with Freezer
- Microwave/Convection Oven
- 30,000 BTU LP Furnace with Digital Thermostat
- Fantastic Fan in Bathroom and Living Room
- LED Interior Lighting
- Porcelain Toilet
- Shower Soap Dispenser
- Non-slip Step Well
- Front Privacy Curtain
- Electronic Day/Night Shades

Exterior Coach Features

- Molded Fiberglass Body
- Fiberglass Floor with Plywood Core
- Fiberglass Running Boards
- All LED Body Lighting
- Rear Ladder & Roof Rack
- Exterior Shower
- Black Tank Flush System
- Garnet Non-Intrusive Tank Probes
- Sewer Hose
- Water Hose
- Cable TV Connection
- TV Antenna w/ Signal Booster
- 2 Deep Cycle Coach Batteries on Pull-Out Service Tray
- Exterior 110V Outlet
- Tinted Thermo Paned Frameless Windows
- Lighted Entrance Door Handle
- Generator Fuel Shutoff Valve
- Inverter/Battery Disconnect

The Born Free Difference

- 4.0KW Cummins Onan Gasoline Generator
- Cab Touchscreen AM/FM/DVD/CD Receiver with Bluetooth
- Rand McNally Navigation and Back Up Camera
- 15K BTU Ducted Roof Air
- Electric Awning w/Remote Light
- Premium LED TV
- 2nd Gen On-Demand Tankless LPG Water Heater
- Tubular Steel Rollbars
- Dera Ceramic Style Tile Flooring
- Sliding Bathroom Door
- Coach Entrance Door with Remote Keyless Entry
- Keypad Access and Gas Shock
- Firefly Fully Dimmable Lighting System
- Premium Shower Faucet and Mixer
- Memory Foam Cab-over Bed
- 2,000 Watt Outback Under-Floor Inverter
- Smart Plug Shoreline
- Kenyon SilKEN 2 Induction Cook Top

Warranties

- Ford 36 Mo./36,000 Mile Bumper-to-Bumper Ltd.
- 10 Yr. Fiberglass Warranty Against Corrosion or Hail Perforation

2015 Born Free Majestic

Options

Floorplan

- Nose Cone: Bed/Entertainment Center/Storage
- Sofa: Jackknife / Double Trundle
- Living Room Layout (see spec sheet for choices)
- Slide Room (Requires HWH Hydraulic Leveling System upgrade)

Chassis

- F850 XLT Chassis—6.8L V-10 Gas (wide body)
- F850 XLT Chassis—6.7 L Power Stroke V8 Turbo Diesel (wide body)

Cab Amenities

- Satellite Radio Adapter
- CB Radio
- Side view Cameras
- Tire Pressure Monitors
- Mobileye Collision Avoidance

Drivetrain

- 4 wheel drive (*F Series Only*)

Leveling System

- HWH Hydraulic Straight Jacks

Comfort

- Center Seat/Console (*F Series Only*)
- Heated Floor

Suspension

- Bilstein Shocks
- Safe-T-Plus Stabilization System
- MOR/Ryde Suspension System
- Liquid Springs Suspension

Awning

- Driver's Side Living Room
- Driver's Side Living Room & Kitchen

Cabinetry

- Oak or Alder w/Raised Panel Doors (Standard)
- Hickory w/ Raised Panel Doors
- Cherry w/ Raised Panel Doors
- Walnut w/Raised Panel Doors
- Cedar Lining in Wardrobe
- Mission Style Cabinets & Hardware

Interior Design Package

- Prairie
- Horizon
- Vermillion

Connectivity

- Firefly iPad Electronic Interface

Power

- 4.0 KW Cummins Gas
- 3.6 KW Cummins Propane
- 6.0 KW Cummins Diesel w/Slide Mount
- EC30 Auto Generator Start
- *Solar Package

Entertainment

- 40" HD LED TV (Entertainment Center Only)
- 26" Bedroom TV & Blu-Ray
- Winegard Stationary Satellite
- Kingdome in Motion Satellite

Options Continued...

Furniture Upgrade to Ultra Leather

- Coach Chairs
- Sofa Bed
- Double Trundle
- Captain's Chairs
- Center Seat/Console

Exterior

- Full Body Paint
- Rear Wall Mounted Spare Tire
- Borg Valve Stem Extenders (E Series)
- Front Bumper Step
- Rear Bumper Step
- Bug Deflector

Plumbing

- Heated Tanks and Dump Valves
- Water Filtration System
- *Propane Cooktop
- *A/C—LP Tank Style Water Heater

*Options
recommended
for frequent
dry camping



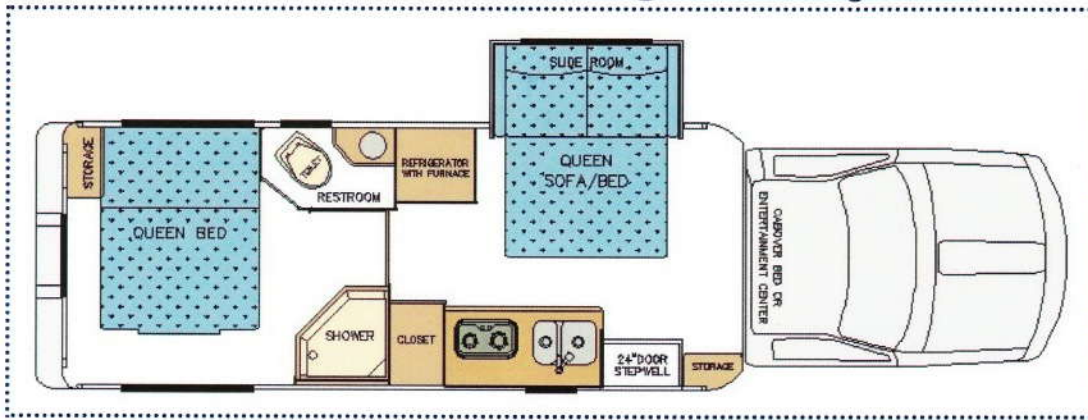
Born Free Majestic



Elegance, style, comfort, and Here is a model that will make any one who wants a made up bed happy. The Majestic has a 76" x 60" walk around bed. Full size living area with a U-lounge or two chairs and pull-up table are available in this coach. This model is built on a F-Series chassis and allows the availability of a 6.7 liter diesel motor. The full size bathroom comes with toilet, sink, and a separate shower. If sheer elegance is what you want this model is for you.



Born Free Majestic



Royal Majestic
31' 11"
(F-Series Chassis)

The Born Free Difference

- 4.0KW Cummins Onan Gasoline Generator
- Cab Touchscreen AM/FM/DVD/CD Receiver with Bluetooth
- Navigation and Back-up Camera
- 15K BTU Ducted Roof Air
- Electric Awning w/Light
- Premium LED TV
- Tubular Steel Rollbars
- Dera Ceramic Style Tile Flooring
- Sliding Bathroom Door
- Coach Entrance Door with Remote Keyless Entry Keypad Access and Gas Shock
- Firefly Fully Dimmable Lighting System
- Premium Shower Faucet and Mixer
- Memory Foam Cab-over Bed
- 2,000 Watt Outback Under-floor Inverter
- Smart Plug Shoreline

F-Series Chassis Features

- Keyless/Remote Entry & Keyless Entry Pad
- Daytime Running Lights
- Heavy Duty Alternator
- Passenger Airbag Shutoff Switch
- 6-Way Power Driver Seat
- Adjustable Pedals
- Auxiliary Start
- Tow Packages with 12 Volt Plug
- Integrated Trailer Brake Controller
- Traction Control System
- Aluminum Wheels
- Borg Valve Stem Extenders

Popular Options

- Automatic Leveling Jacks
- Exterior Paint
- Induction Cooktop
- Furniture Upgrade to Ultra Leather
- On Demand Tankless Water Heater
- Electric Day/Night Shades

Warranties

- Ford 5 year/60,000 mile Powertrain and Safety Restraint System Warranties and Roadside Assistance Program; 3 Year/36,000 Mile Limited Bumper-to-Bumper Warranty; 5 year/Unlimited Mile Corrosion (Perforation) Warranty
- Fiberglass Warranty Against Hail Perforation for the life of the coach (original purchaser)
- Born Free 3 Year/36,000 mile warranty against defects in materials or workmanship

Interior Coach Features

- Raised Panel Hardwood Cabinetry w/ Real Wood Edge Banding
- Solid Surface Kitchen Countertops
- Tile Backsplash
- Double Bowl Undermount Stainless Steel Kitchen Sink
- Undermount Stainless Steel Bathroom Sink
- Brushed Nickel Fixtures
- Exterior Vented Range Hood,
- 7 Cubic Foot 120V/LPG Refrigerator w/ Freezer
- Premium Residential Style Microwave/Convection Oven
- 30,000 BTU LP Furnace w/ Digital Thermostat
- Fantastic Fan in Living Room
- LED Interior Lighting
- Porcelain Toilet
- Non-slip Step Well
- Front Privacy Curtain
- Day/Night Shades
- Cab Radio Power Selector
- Water Filtration System
- See Level Tank Monitors
- LP/AC Tank Style Water Heater
- 2 Burner LP Cooktop

Exterior Coach Features

- Molded Fiberglass Body
- Fiberglass Floor with Plywood Core
- Fiberglass Running Boards
- All LED Body Lighting
- Rear Ladder and Roof Rack
- Exterior Shower
- Black Tank Flush System
- Sewer Hose
- Water Hose
- Cable TV Connection
- TV Antenna with Signal Booster
- 2 Deep Cycle Coach Batteries on Pull-out Service Tray
- Exterior 110V Outlet
- Tinted Thermo Paned Frameless Windows
- Lighted Entrance Door Handle
- Generator Fuel Shutoff Valve
- Inverter/Battery Disconnect

Tank Sizes*

| | <u>Majestic</u> |
|------------------------|-----------------|
| • Gray Tank (Gallons) | 47 |
| • Black Tank (Gallons) | 47 |
| • Fresh Tank (Gallons) | 24.5 |
| • LP Tank (Gallons) | 19.5 |

*Actual filled LP capacity is 80% of listing due to safety shut-off required on tank. Options selected may effect all holding tank sizes. The largest possible tanks will be used when options selected require a different size.